


GMV5 Mini & Slim


Mini Lineup

(220-240V/50Hz & 208-230V/60Hz & 380-415V/50/60Hz)

HP	Model	Product
4	GMV-120WL/C-T	
	GMV-120WL/C-X	
5	GMV-140WL/C-T	
	GMV-140WL/C-X	
6	GMV-160WL/C-T	
	GMV-160WL/C-X	


Mini Lineup

(220-240V/50Hz & 208-230V/60Hz)

HP	Model	Product
3	GMV-80WL/C-T	
3.5	GMV-100WL/C-T	
4	GMV-121WL/C-T	
5	GMV-141WL/C-T	

Slim Lineup

(380-415V, 50/60Hz)

HP	Model	Product
8	GMV-224WL/C-X	
10	GMV-280WL/C-X	
	GMV-280WL/C1-X	
12	GMV-335WL/C-X	
	GMV-335WL/C1-X	

Mini

50Hz&60Hz (220-240V & 208-230V)

Model			GMV-80WL/C-T	GMV-100WL/C-T	GMV-121WL/C-T	
Capacity range	HP		3	3.5	4	
	Capacity	Cooling	kW	8	10	12.1
		Heating	kW	9	11	13
EER	WW		3.90	3.70	3.51	
COP	WW		4.74	4.40	4.81	
Power supply	V/Ph/Hz		220-240/1/50 & 208-230/1/60			
Max circuit/Fuse current	A		25	25	32	
Power consumption	Cooling	kW	2.05	2.7	3.45	
	Heating	kW	1.9	2.5	2.7	
Maximum drive IDU NO.	unit		4	5	6	
Refrigerant charge volume	kg		1.8	1.8	2	
Sound pressure level	dB(A)		56	56	57	
Connecting pipe	Liquid	mm	Φ9.52	Φ9.52	Φ9.52	
	Gas	mm	Φ15.9	Φ15.9	Φ15.9	
Dimension(W×D×H)	Outline	mm	980×360×790	980×360×790	980×360×790	
	Package	mm	1097×477×937	1097×477×937	1097×477×937	
Net weight/Gross weight	kg		80/90	80/90	85/95	
Loading quantity	40' GP	unit	96	96	96	
	40' HQ	unit	96	96	96	

Note: The ODU operation temperature range is -5~52°C in cooling and -20~27°C in heating.

Model			GMV-120WL/C-T	GMV-140WL/C-T	GMV-141WL/C-T	GMV-160WL/C-T	
Capacity range	HP		4	5	5	6	
	Capacity	Cooling	kW	12.1	14	14.1	16
		Heating	kW	14	16.5	16	18
EER	WW		3.99	3.90	3.60	3.37	
COP	WW		4.28	4.18	3.85	3.87	
Power supply	V/Ph/Hz		220-240/1/50 & 208-230/1/60				
Max circuit/Fuse current	A		32	40	40	40	
Power consumption	Cooling	kW	3.03	3.59	3.92	4.75	
	Heating	kW	3.27	3.95	4.16	4.65	
Maximum drive IDU NO.	unit		7	8	8	9	
Refrigerant charge volume	kg		3.3	3.3	3.3	3.3	
Sound pressure level	dB(A)		57	58	58	58	
Connecting pipe	Liquid	mm	Φ9.52	Φ9.52	Φ9.52	Φ9.52	
	Gas	mm	Φ15.9	Φ15.9	Φ15.9	Φ19.05	
Dimension(W×D×H)	Outline	mm	900×340×1345	900×340×1345	940×460×820	900×340×1345	
	Package	mm	998×458×1500	998×458×1500	1023×563×973	998×458×1500	
Net weight/Gross weight	kg		112/123	112/123	98/108	112/123	
Loading quantity	40' GP	unit	57	57	88	57	
	40' HQ	unit	57	57	88	57	

Note:
 (1)The ODU operation temperature range is -5~52°C in cooling and -20~27°C in heating.
 (2) Heat radiation by refrigerant.

50Hz&60Hz (380-415V)

Model			GMV-120WL/C-X	GMV-140WL/C-X	GMV-160WL/C-X	
Capacity range	HP		4	5	6	
	Capacity	Cooling	kW	12.1	14	16
		Heating	kW	14	16.5	18
EER	WW		3.99	3.90	3.37	
COP	WW		4.28	4.18	3.87	
Power supply	V/Ph/Hz		380V-415V 3N~ 50/60Hz			
Max circuit/Fuse current	A		16	16	16	
Power consumption	Cooling	kW	3.03	3.59	4.75	
	Heating	kW	3.27	3.95	4.65	
Maximum drive IDU NO.	unit		7	8	9	
Refrigerant charge volume	kg		3.3	3.3	3.3	
Sound pressure level	dB(A)		57	58	58	
Connecting pipe	Liquid	mm	Φ9.52	Φ9.52	Φ9.52	
	Gas	mm	Φ15.9	Φ15.9	Φ19.05	
Dimension(W×D×H)	Outline	mm	900×340×1345	900×340×1345	900×340×1345	
	Package	mm	998×458×1500	998×458×1500	998×458×1500	
Net weight/Gross weight	kg		122/133	122/133	122/133	
Loading quantity	40' GP	unit	57	57	57	
	40' HQ	unit	57	57	57	

Note: The ODU operation temperature range is -5~52°C in cooling and -20~27 °C in heating.